


USER INSTRUCTION


Mini WiFi LED Controller



I. Product Parameter:

Category	LED Controller
Domination Principle	WiFi
APP	Magic Home Pro
Part Number	BWCE-W
Operation Platform	Android 6.0 or IOS 11.0 or later
Channels	Single
Input Voltage	DC(5-24)V
Max Output Power	96W
Connect Method	Common Anode
Working Temperature	-20~+55°C
Control Distance	Visible distance 30M
Certification	CE, RoHS, FCC
Net Weight	24g
Dimension(L*B*H)	53MM*24MM*11MM
Carton Size(L*B*H)	55CM*29CM*23CM
QTY Per Carton	200Set/CTN
Gross Weight	5.7kg

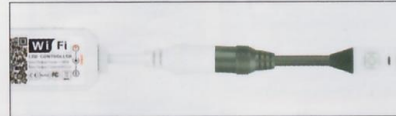
II. Wire Connection



The connection between the controller and the power supply




Controller and device connection



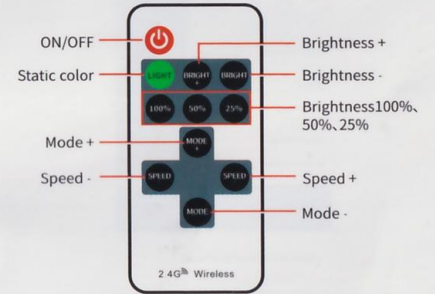
Important Notice:

If you need to make DIY modification to the device, please contact our customer service and operate under their guidance.
Precautions: please follow the diagram instruction when doing DIY modifications.



III. Key Instruction

The remote controller is configured by customer's requirements



Notice:

Remote control code matching function/ clearing function power on the device, hold down "Speed -" and "Speed +" keys for 5 seconds, the device flashes slowly to indicate successful code matching or code clearing.

IV. Instructions

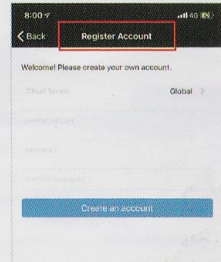
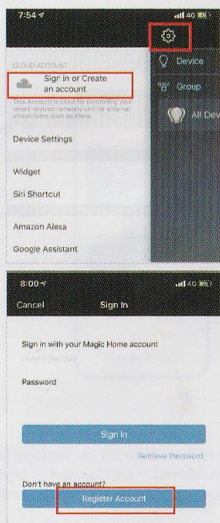
How to connect the controller to Wi-Fi network?

Before Setting(Install the APP):

- Search for "Magic Home Pro" on the App store or Google Play Store, or scan the QR code to download it.
- (Important) Connect your phone to home wifi network (2.4GHz wifi only).
- Power on the device.

Now Setting:

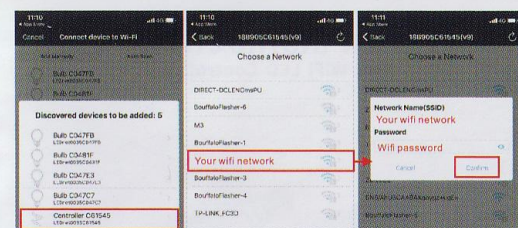
- Register/Login your Magic Home account.



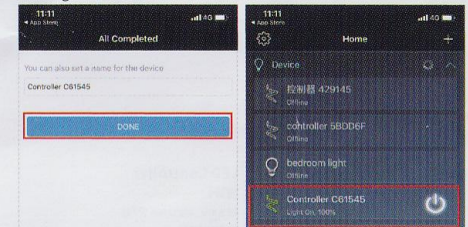
- Open the App and Click on "+" button on top right corner, then select "connect device to Wi-Fi network". "Magic Home Pro" will ask you to enable bluetooth for direct connection to Wi-Fi router, please select "OK" to turn on the device bluetooth.



- Select your device and add it to Wi-Fi router, Select the corresponding device from the pop-up list and follow the prompts to add the device to the router.



Remark: The device name can be modified after successfully connecting to router.



Scan the below QR code to download Magic Home free APP



APP

If there are any other questions, please scan the below QR code to see more detail operations



Instruction